

L3I Linear Pendant

High performance 3 inch wide linear indirect pendant
 End to end connections allowing for straight continuous lines of light
 Tunable spectrum single point source produces wide range of white, pastels & saturated colors
 Programmable digital dimming to 0.1%
 Closed-loop color point maintenance to <1 MacAdam ellipse over lifetime and temperature
 Connects with Ketra's N3 Satellite for power, wireless control and connection to Ketra's library of light content
 Ketra's technology ensures consistent appearance and guaranteed compatibility over LED technology generations



ORDERING GUIDE

CM-	L3I		BT	DL					
Product Line	Model	Lumens/ft	Platform/Control	Lens Option	Region/Voltage	Mounting	Fixture Color	Configuration	Length

Order code: _____

Product Line	Code	Region/ Voltage	Code	Configuration	Code
Commercial	CM-	North America, 120VAC 60Hz	11	Power Input Only	PR1
		North America, 277VAC 60Hz	12	Power Input and Output	PR2
Model		Mounting (see page 3 mounting details)		Segment Start Power Input	SS1
Linear 3" Wide Indirect Pendant	L3I	Hard Ceiling	C1	Segment End Power Output	SE2
		T-Bar	C2	Segment End	SEN
Lumens/ft		Fixture Color		Segment Middle Power Input	SM1
400	04	White	WWW	Segment Middle	SMN
600	06	Black	BBB		
800	08	White Fixt, White Cable, Black Can	WWB	Length	
1000	10	White Fixt, Black Cable, Black Can	WBB	Continuous length, available in 1' increments >6'	--
Platform/ Control (see page 6 color chart)		Black Fixt, Black Cable, White Can	BBW	3'	0003
Wide Gamut, Tunable	BT	Black Fixt, White Cable, White Can	BWW	4'	0004
Lens Options				6'	0006
Dust Lens	DL			8'	0008
				10'	0010
				12'	0012



L3I LINEAR PENDANT

SPECIFICATIONS¹

Optical & Electrical Performance

Delivered Lumen Output ²	L3I.04	400lm/ft
	L3I.06	600lm/ft
	L3I.08	800lm/ft
	L3I.10	1000lm/ft
CRI (Ra) ³	>90 (R9 >90)	
Lumen Maintenance ³	50,000 hours to L70 @ 25°C TA	
Color Spatial Uniformity	<2 MacAdam ellipses across field angle	
Color Point Range ⁴	1400-10000K, Pastel and Saturate colors	
Dimming Range ⁴	0.1-100% lm	
Power Consumption	L3I.04	7.7W/ft
	L3I.06	10W/ft
	L3I.08	12.4W/ft
	L3I.10	15.5W/ft
Voltage	120VAC 60Hz, 277VAC 60Hz	
Power Factor	>0.9	
Current	82 mA Max	
Delivered Efficacy	L3I.04	51.9lm/W
	L3I.06	60lm/W
	L3I.08	64.5lm/W
	L3I.10	64.5lm/W
Surge Protection	2.5KV	
Control Protocol	KetraNet PLC via N3	
Max. qty of fixture length per N3 power feed	40ft (12.19m)	
Max total run length, including cable, per N3	100ft (30.48m)	

Environmental

Operating Temperature ⁵	0 to 50°C
Storage Temperature	-20 - 80°C
Humidity	0 - 95%, Non-condensing
Certification	UL, cUL, RoHS, FCC Class B
Location	UL Damp Location, IP20

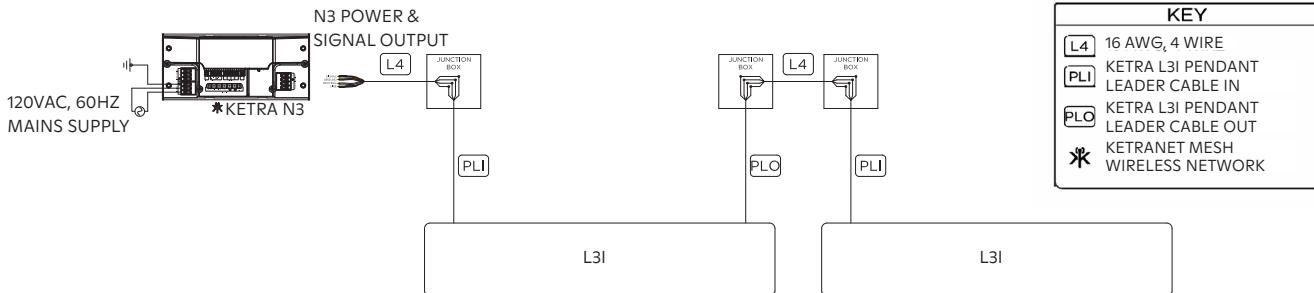
Mechanical

Weight	2.5lbs/ft, 1.13kg/ft
Housing Material	Powder Coated Aluminum, Corrosion Protected Steel
Lens Material	UL F1 outdoor rating for UV and water contact PMMA

Dimensions

Length	See Length Charts on page 3
Width	3" (76.2mm)
Height	3" (76.2mm) 4.5" (114.3mm) with mounting points
Default Aircraft Cable Length	36" (91.44cm)
Default Canopy Size	5" (12.7cm)

WIRING DIAGRAM



PER N3:
 MAX. FIXTURE QTY: 40 FT OF L3I
 MAX. RUN LENGTH: 100 FT

50 KETRANET MESH NODES PER
 INSTALLATION NETWORK

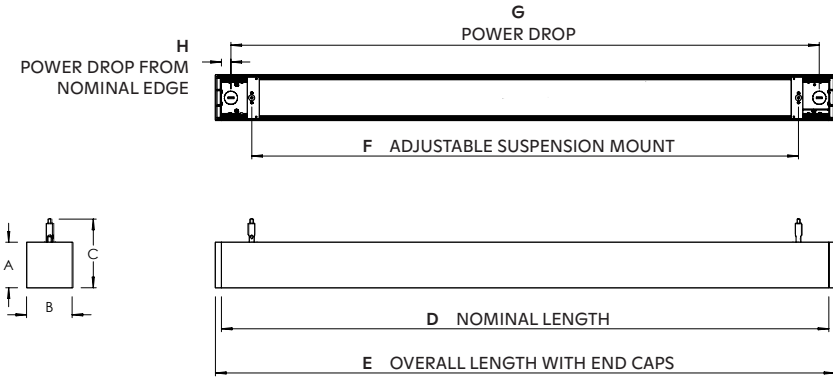
¹ All performance measurements taken at 3000K, 25°C ambient, 100% power input, unless otherwise stated.
² Lumen measurement complies with IES LM-79-08 testing procedures.
³ Lumen maintenance values calculated in accordance to TM-21 procedures based on LM-80 compliant measurement data.
⁴ Intensity and color point controlled via Ketra's wireless network



L3I LINEAR PENDANT

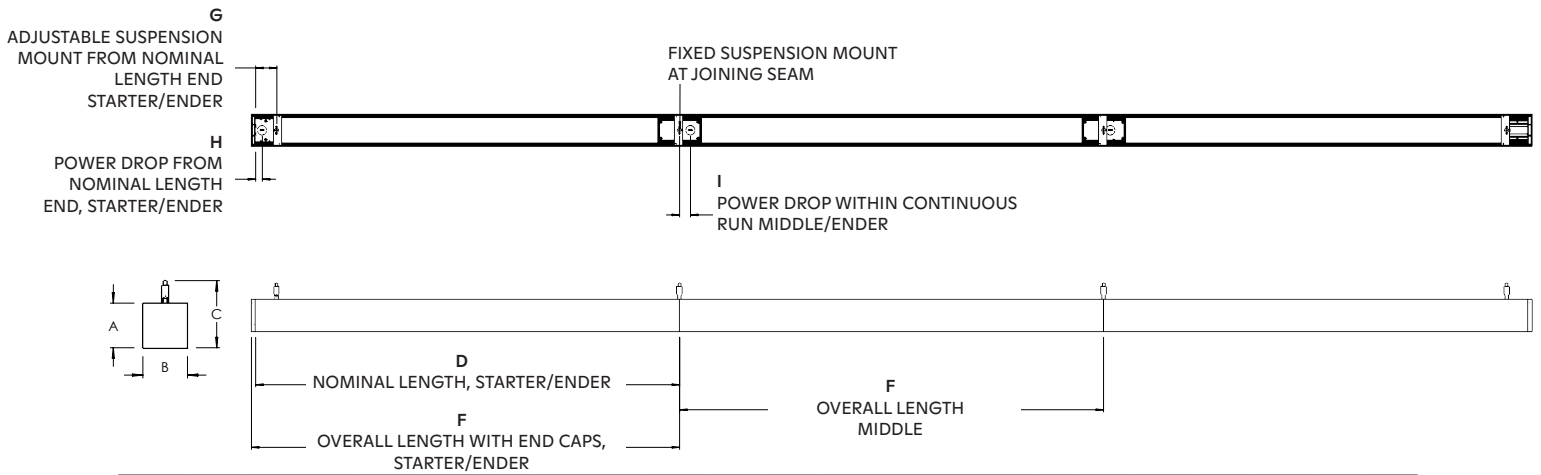
PRODUCT DIMENSIONS

Standalone



Fixture Length	A		B		C		D		E		F				G				H			
	IN	MM	IN	MM	IN	MM	IN	MM	IN	MM	Max		Min		Max		Min		Max		Min	
3	3	76.2	3.0	76.2	4.5	114.3	40	1016	40.8	1036	40	1016	20	508	37.5	953	38.75	984	1.25	31.9	0.625	15.9
4							52	1321	52.8	1341	52	1321	26	660	52	1321	52	1321				
6							76	1930	76.8	1950	76	1930	38	965	76	1930	76	1930				
8							96	2438	96.8	2458	96	2438	48	1219	96	2438	96	2438				
10							120	3048	120.8	3068	120	3048	60	1524	120	3048	120	3048				
12							144	3658	144.8	3678	144	3658	72	1829	144	3658	144	3658				

Continuous Runs



Fixture Length	A		B		C		D		E		F		G				H				I	
	IN	MM	IN	MM	IN	MM	IN	MM	IN	MM	IN	MM	Max		Min		Max		Min		IN	MM
3	3	76.2	3.0	76.2	4.5	114.3	40	1016	40.4	1026	40	1016	10	1016	0	0	1.25	31.9	0.625	15.9	1	26
4							52	1321	52.4	1331	52	1321	13	1321	0	0						
6							76	1930	76.4	1940	76	1930	19	1930	0	0						
8							96	2438	96.4	2448	96	2438	24	2438	0	0						
10							120	3048	120.4	3058	120	3048	30	3048	0	0						
12							144	3658	144.4	3668	144	3658	36	3658	0	0						

770-000037-01 r20

Specifications are subject to change without notice



L3I LINEAR PENDANT

OPTIONAL HARDWARE ORDERING GUIDE

Replacement Canopy¹

UN-	PC		
Product Line	Part	Canopy Type	Color

Order code: _____

Product Line

Product Line	Code
Universal	UN-

Part

Part	Code
Pendant Canopy	PC

Canopy Type

Canopy Type	Code
5" Power Feed (Ships Default)	5P
5" non-powered point (Ships Default)	5N
2" (non-powered point)	2N

Color

Color	Code
White	WHT
Black	BLK

Replacement Mounting Hardware²

UN-	PM			
Product Line	Part	Mounting Type	Point Type	AC Length

Order code: _____

Product Line

Product Line	Code
Universal	UN-

Part

Part	Code
Pendant Mounting	PM

Mounting Type

Mounting Type	Code
Hard Ceiling	C1
T-Bar	C2

Point Type

Point Type	Code
Powered Point	PWR
Non-Powered Point	NPR

Aircraft Cable Length

Aircraft Cable Length	Code
36" (91.44cm) (Ships Default)	036
72" (182.88cm)	072

¹ 5" Canopy ships default with pendant, Replacement order code allows for replacement canopies, or 2" non-standard canopies for non-powered points

² 36" Aircraft Cable ships default with pendant.



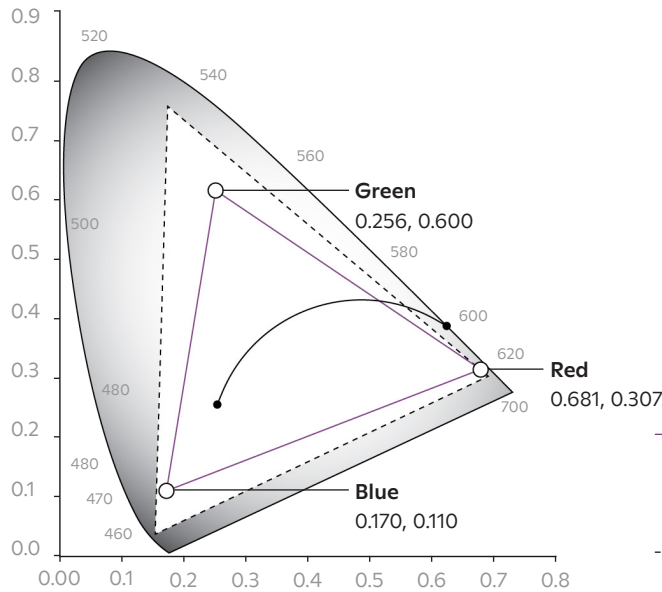
L3I LINEAR PENDANT

DIAGNOSTIC REPORTING

Prior to commissioning in Design Studio, Ketra's P4 Linear should power on to a default white state. If it powers on to some other color, that means there is a problem in the installation conditions. See the table below for each color's meaning.

Color	Condition	Correction
Red	Low input voltage on the power line	Ensure that the input voltage is 120V or 277V, + or - 10%
Magenta	Signaling wire connection not detected	Cut power and reconnect the red conductor of the leader cable to the N3's "S" port
Red-Green-Blue Pattern	Line and neutral wiring switched	Cut power, and reverse line and neutral wiring
Red-Green Pattern*	Line and neutral wiring switched	Cut power, and reverse line and neutral wiring
Yellow	Multiple runs of L3I detected	Cut power and disconnect all but one run of L3I. Only one run can be connected to a satellite
Turquoise	More than 40 L3I detected	Remove the turquoise linears and reboot the satellite
Green Dark Blue	More than 100ft run length detected (including cables and fixtures)	Remove excess cabling and/or fixtures, and reboot the satellite

* for product ordered in 2019

WIDE GAMUT
CIE 1931 Color Chart


Ketra's L3I Linear Pendant can easily be configured via Ketra's intuitive Design Studio software. The product can reproduce any color point within the triangle shaped gamut indicated in the chart to the left. With Ketra's innovative optical and thermal feedback system, the color point is maintained to an accuracy of <1 MacAdam ellipse over the lifetime of the product and across operating temperature range.

- **Calibrated Gamut:** Color point is maintained to an accuracy of <1 MacAdam ellipse over the lifetime of the product and across operating temperature range .
- - - **Expanded Gamut:** Color calibration is relaxed such that each product produces the most saturated color it is capable of.

General Specifications

LED linear shall employ closed loop optical and thermal feedback capable of maintaining color point accuracy of <1 MacAdam ellipse.

LED linear shall have color spatial uniformity of <2 MacAdam ellipses over full field angle.

LED linear shall have an integrated wireless control onboard.

LED linear shall be capable of a CRI >90 at any point along the Black Body Curve from 2700 - 5000K.

LED linear shall be a single source multi-die emitter consisting of both monochromatic and phosphor converted blue LED dye.

LED linear shall be sealed, meeting UL damp location requirements.

LED linear shall be dimmable to 0.1% of measured luminous flux with wireless dimming.

LED linear shall be UL listed and RoHS compliant.

LED linear shall be capable of in situ firmware and software upgrades.

Ketra's LED L3I Linear Pendant is warrantied to be free from material defects in material and workmanship for five (5) years or 25,000 hours from date of shipment, whichever is less.

LED linear shall be # _____