

KETRA

L3I LINEAR PENDANT

Type: _____
 Project: _____
 Comments: _____
 Prepared By: _____



High performance 3" wide linear indirect pendant

End to end connections allowing for straight continuous lines of light

Tunable spectrum single point source produces wide range of white, pastels & saturated colors

Programmable digital dimming to 0.1%

Closed-loop color point maintenance to <1 MacAdam ellipse over lifetime and temperature

Connects with Ketra's N3 Satellite for power, wireless control and connection to Ketra's library of light content

Ketra's technology ensures consistent appearance and guaranteed compatibility over LED technology generations

HARDWARE ORDERING GUIDE

Product Line	Model	Lumens/ft	Platform & Control	Lens Option	Region & Voltage	Mounting	Fixture Color	Configuration	Length
Example Order Code: CM L3I 04 BT DL 11 C1 WWW PR1 0004									
Product Line	Code	Region & Voltage	Code	Configuration	Code				
Commercial	CM	North America, 120VAC 60Hz	11	Power Input Only	PR1				
Residential (Homeworks compatible)	HW	North America, 277VAC 60Hz	12	Power input and Output	PR2				
Model		Mounting (see page 4)		Segment Start Power Input	SS1				
Linear 3" Wide Indirect Pendant	L3I	Hard Ceiling	C1	Segment End Power Output	SE2				
		T-Bar	C2	Segment End	SEN				
Lumens/ft		Fixture Color		Segment Middle Power Input	SM1				
400	04	White	WWW	Segment Middle	SMN				
600	06	Black	BBB	Length					
800	08	Metallic Silver (White Cable)	SWS	Continuous length, available in 1' increments >6'	--				
1000	10	Metallic Silver (Black Cable)	SBS	3'	0003				
Platform & Control (see page 4 color chart)		White Fixt, White Cable, Black Can	WWB	4'	0004				
Wide Gamut, Tunable	BT	White Fixt, Black Cable, Black Can	WBB	6'	0006				
Lens Options		Black Fixt, Black Cable, White Can	BBW	8'	0008				
Dust Lens	DL	Black Fixt, White Cable, White Can	BWW	10'	0010				
				12'	0012				

770-000037-01 r13

Specifications are subject to change without notice

SPECIFICATIONS¹

OPTICAL & ELECTRICAL PERFORMANCE

Delivered Lumen Output ²	L3I.04	400lm/ft
	L3I.06	600lm/ft
	L3I.08	800lm/ft
	L3I.10	1000lm/ft
CRI (Ra) ³	>90 (R9 >90)	
Lumen Maintenance ³	50,000 hours to L70 @ 25°C TA	
Color Spatial Uniformity	<2 MacAdam ellipses across field angle	
Color Point Range ⁴	1400-10000K, Pastel and Saturate colors	
Dimming Range ⁴	0.1-100% lm	
Power Consumption	L3I.04	7.7W/ft
	L3I.06	10W/ft
	L3I.08	12.4W/ft
	L3I.10	15.5W/ft
Voltage	120VAC 60Hz, 277VAC 60Hz	
Power Factor	>0.9	
Current	82 mA Max	
Delivered Efficacy	L3I.04	51.9lm/W
	L3I.06	60lm/W
	L3I.08	64.5lm/W
	L3I.10	64.5lm/W
Surge Protection	2.5KV	
Control Protocol	KetraNet PLC via N3	
Max. qty of fixture length per N3 power feed	40ft (12.19m)	
Max total run length, including cable, per N3	100ft (30.48m)	

ENVIRONMENTAL

Operating Temperature ⁵	0 to 50°C
Storage Temperature	-20 - 80°C
Humidity	0 - 95%, Non-condensing
Certification	UL, cUL, RoHS, FCC Class B
Location	UL Damp Location, IP20

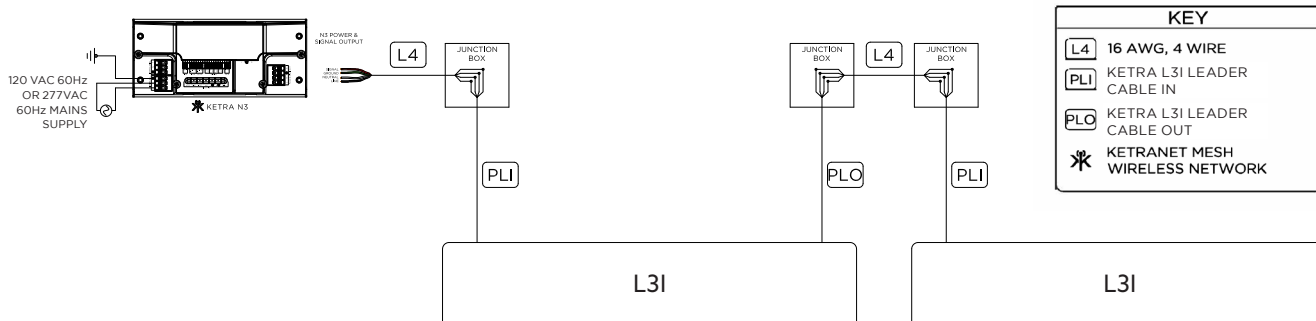
MECHANICAL

Weight	2.5lbs/ft, 1.13kg/ft
Housing Material	Powder Coated Aluminum, Corrosion Protected Steel
Lens Material	UL F1 outdoor rating for UV and water contact PMMA

DIMENSIONS

Length	See Length Charts on page 3
Width	3" (76.2mm)
Height	3" (76.2mm) 4.5" (114.3mm) with mounting points
Default Aircraft Cable Length	36" (91.44cm)
Default Canopy Size	5" (12.7cm)

WIRING DIAGRAM



PER N3:
MAX. FIXTURE QTY: 40 FT OF P4
MAX. RUN LENGTH: 100 FT

50 KETRANET MESH NODES PER
INSTALLATION NETWORK

¹ All performance measurements taken at 3000K, 25°C ambient, 100% power input, unless otherwise stated.

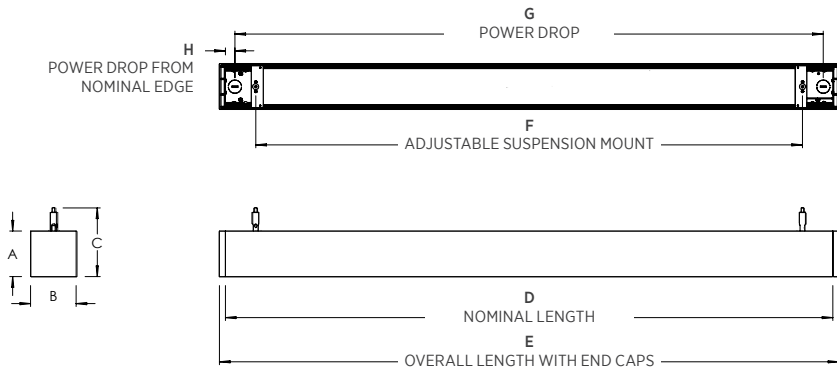
² Lumen measurement complies with IES LM-79-08 testing procedures.

³ Lumen maintenance values calculated in accordance to TM-21 procedures based on LM-80 compliant measurement data.

⁴ Intensity and color point controlled via Ketra's wireless network

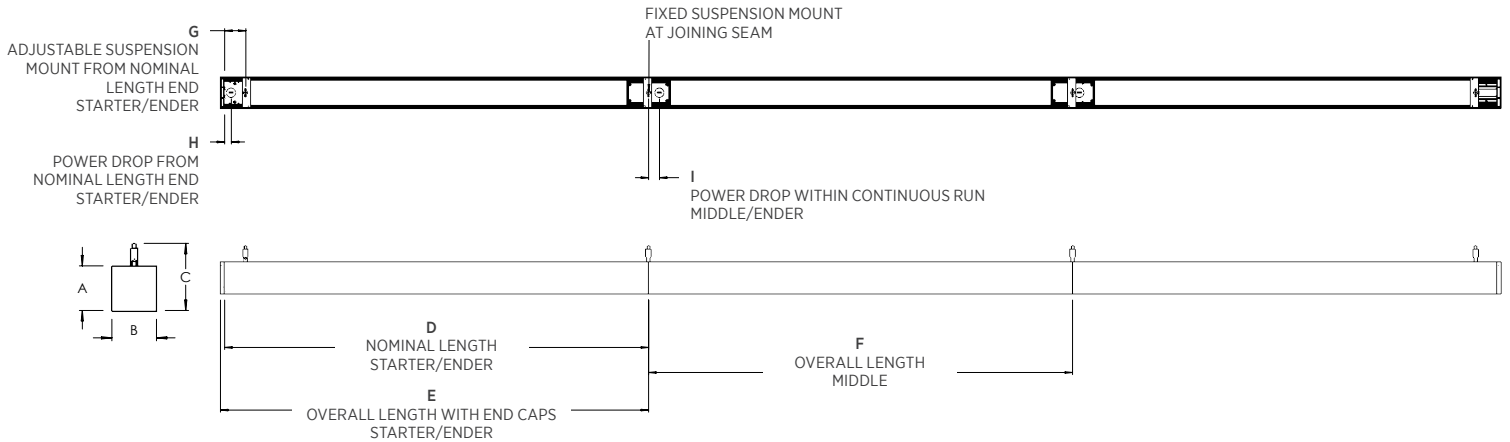
PRODUCT DIMENSIONS

STANDALONE



FIXTURE LENGTH	A		B		C		D		E		F				G				H				
	FT	IN	MM	IN	MM	IN	MM	IN	MM	IN	MM	MAX		MIN		MAX		MIN		MAX		MIN	
												IN	MM	IN	MM	IN	MM	IN	MM	IN	MM	IN	MM
3	3	76.2	3.0	76.2	4.5	114.3	40	1016	40.8	1036	40	1016	20	508	37.5	953	38.75	984	1.25	31.9	0.625	15.9	
4							52	1321	52.8	1341	52	1321	26	660	52	1321	52	1321					
6							76	1930	76.8	1950	76	1930	38	965	76	1930	76	1930					
8							96	2438	96.8	2458	96	2438	48	1219	96	2438	96	2438					
10							120	3048	120.8	3068	120	3048	60	1524	120	3048	120	3048					
12							144	3658	144.8	3678	144	3658	72	1829	144	3658	144	3658					

CONTINUOUS RUNS





FIXTURE LENGTH	A		B		C		D		E		F		G				H				I	
	FT	IN	MM	IN	MM	IN	MM	IN	MM	IN	MM	MAX		MIN		MAX		MIN		IN	MM	
												IN	MM	IN	MM	IN	MM	IN	MM			
3	3	76.2	3.0	76.2	4.5	114.3	40	1016	40.4	1026	40	1016	10	1016	0	0	1.25	31.9	0.625	15.9	1	26
4							52	1321	52.4	1331	52	1321	13	1321	0	0						
6							76	1930	76.4	1940	76	1930	19	1930	0	0						
8							96	2438	96.4	2448	96	2438	24	2438	0	0						
10							120	3048	120.4	3058	120	3048	30	3048	0	0						
12							144	3658	144.4	3668	144	3658	36	3658	0	0						

CAD files available upon request




770-000037-01 r13
Specifications are subject to change without notice

OPTIONAL HARDWARE ORDERING GUIDE

REPLACEMENT CANOPY¹

PC		
Part	Canopy Type	Color
		Code
Pendant Canopy		PC
Canopy Type		
5" Power Feed (Ships Default)		5P
5" non-powered point (Ships Default)		5N
2" (non-powered point)		2N
Color		
White		WHT
Black		BLK
Metallic Silver		MSL

REPLACEMENT MOUNTING HARDWARE²

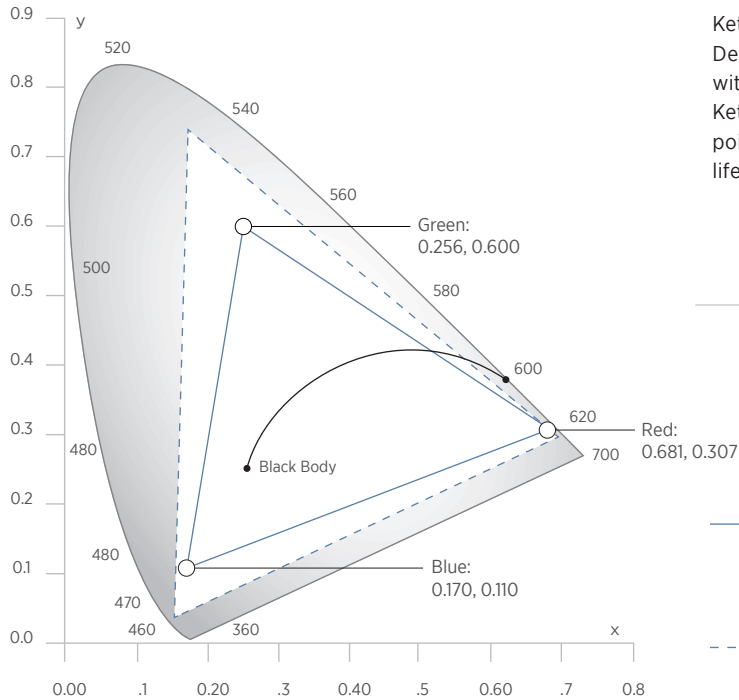
PM			
Part	Mounting Type	Point Type	AC Length
		Code	
Pendant Mounting			
			PM
Mounting Type			
Hard Ceiling			C1
T-Bar			C2
Point Type			
Powered Point			PWR
Non-Powered Point			NPR
Aircraft Cable Length			
36" (91.44cm) (Ships Default)			036
72" (182.88cm)			072

¹ 5" Canopy ships default with pendant, Replacement order code allows for replacement canopies, or 2" non-standard canopies for non-powered points

² 36" Aircraft Cable ships default with pendant.

WIDE GAMUT

CIE 1931 Color Chart



Ketra's L3I Linear pendant can easily be configured via Ketra's intuitive Design Studio software. The product can reproduce any color point within the triangle shaped gamut indicated in the chart below. With Ketra's innovative optical and thermal feedback system, the color point is maintained to an accuracy of <1 MacAdam ellipse over the lifetime of the product and across operating temperature range.

- **Calibrated Gamut:** Color point is maintained to an accuracy of <1 MacAdam ellipse over the lifetime of the product and across operating temperature range.
- - - **Expanded Gamut:** Color calibration is relaxed such that each product produces the most saturated color it is capable of.

GENERAL SPECIFICATIONS

LED linear shall employ closed loop optical and thermal feedback capable of maintaining color point accuracy of <1 MacAdam ellipse.

LED linear shall have color spatial uniformity of <2 MacAdam ellipses over full field angle.

LED linear shall have an integrated wireless control onboard.

LED linear shall be capable of a CRI >90 at any point along the Black Body Curve from 2700 - 5000K.

LED linear shall be a single source multi-die emitter consisting of both monochromatic and phosphor converted blue LED dye.

LED linear shall be sealed, meeting UL damp location requirements.

LED linear shall be dimmable to 0.1% of measured luminous flux with wireless dimming.

LED linear shall be UL listed and RoHS compliant.

LED linear shall be capable of in situ firmware and software upgrades.

Ketra's LED L3I linear is warranted to be free from material defects in material and workmanship for five (5) years or 25,000 hours from date of shipment, whichever is less.

LED Linear shall be # _____